

### Specifications

Models	Z-40/23N		Z-40/23N RJ	
Measurements	Metric	US	Metric	US
Working height maximum*	14.32 m	46 ft 5 in	14.32 m	46 ft 5 in
Platform height maximum	12.32 m	40 ft 5 in	12.32 m	40 ft 5 in
Horizontal reach maximum	6.91 m	22 ft 8 in	6.91 m	22 ft 8 in
Up and over clearance maximum	6.48 m	21 ft 3 in	6.48 m	21 ft 3 in
<b>A</b> Platform length	0.76 m	2 ft 6 in	0.76 m	2 ft 6 in
<b>B</b> Platform width	1.42 m	4 ft 8 in	1.17 m	3 ft 10 in
<b>C</b> Height - stowed	1.98 m	6 ft 6 in	1.98 m	6 ft 6 in
<b>D</b> Length - stowed	6.53 m	21 ft 5 in	6.53 m	21 ft 5 in
<b>E</b> Width	1.50 m	4 ft 11 in	1.50 m	4 ft 11 in
<b>F</b> Wheelbase	1.96 m	6 ft 5 in	1.96 m	6 ft 5 in
<b>G</b> Ground clearance - center	24.1 cm	9.5 in	24.1 cm	9.5 in

### Productivity

Lift capacity	227 kg	500 lbs	227 kg	500 lbs
Platform rotation	180°	180°	180°	180°
Vertical jib rotation	128°	128°	128°	128°
Horizontal jib rotation	—	—	180°	180°
Turntable rotation	355° non-continuous		355° non-continuous	
Turntable tailswing	0.13 m	5 in	0.13 m	5 in
Drive speed - stowed	7.2 km/h	4.5 mph	7.2 km/h	4.5 mph
Drive speed - raised**	1.1 km/h	0.68 mph	1.1 km/h	0.68 mph
Gradeability - stowed***	30%	30%	30%	30%
Turning radius - inside	0.87 m	2 ft 11 in	0.87 m	2 ft 11 in
Turning radius - outside	3.20 m	10 ft 6 in	3.20 m	10 ft 6 in
Controls	24 V DC proportional		24 V DC proportional	
Tyres - front	56x18x45 cm	22x7x17.75 in	56x18x45 cm	22x7x17.75 in
Tyres - rear	64x18 cm	25.6 x 7 in	64x18 cm	25.6 x 7 in

### Power

Power source	48 V DC (eight 6 V batteries)		48 V DC (eight 6 V batteries)	
	350 Ah capacity		350 Ah capacity	
Drive system	29 V 3 phase AC		29 V 3 phase AC	
Auxiliary power unit	24 V DC	24 V DC	24 V DC	24 V DC
Hydraulic tank capacity	30.3 L	8 gal	30.3 L	8 gal

### Sound & Vibration Levels

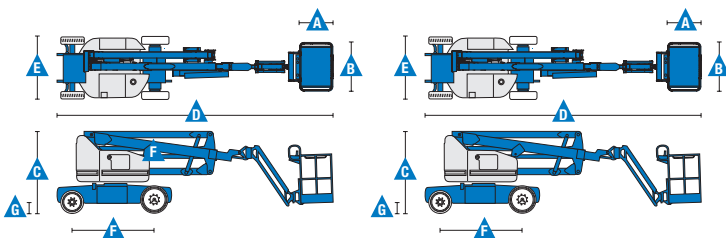
Sound pressure level (ground)	<70 dBA	<70 dBA	<70 dBA	<70 dBA
Sound pressure level (platform)	<70 dBA	<70 dBA	<70 dBA	<70 dBA
Vibration	<2.5 m/s <sup>2</sup>	<8 ft 2 in/s <sup>2</sup>	<2.5 m/s <sup>2</sup>	<8 ft 2 in/s <sup>2</sup>

### Weight\*\*\*\*

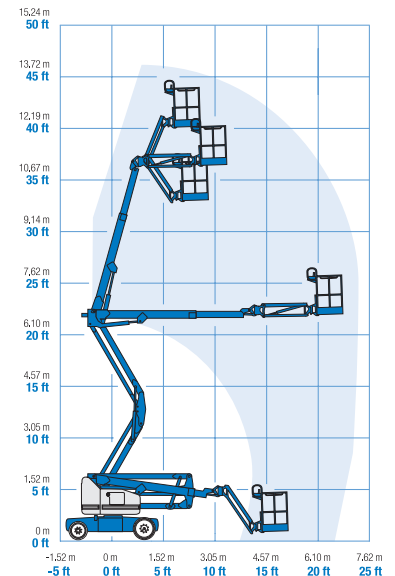
	6,908 kg	15,230 lbs	6,940 kg	15,300 lbs
--	----------	------------	----------	------------

### Standards Compliance

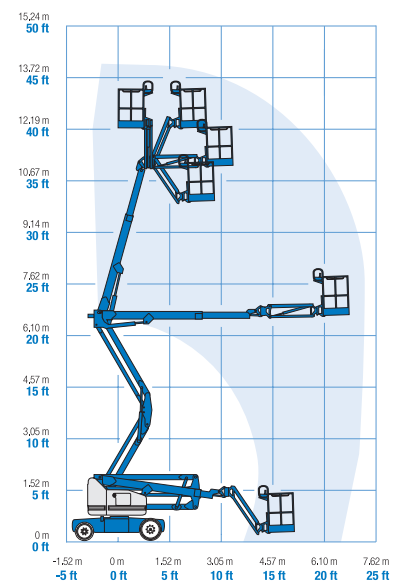
EU Directives: 2006/42/EC - Machinery (harmonized standard EN280); 2004/108/EC (EMC); 2006/95/EC (LVD)



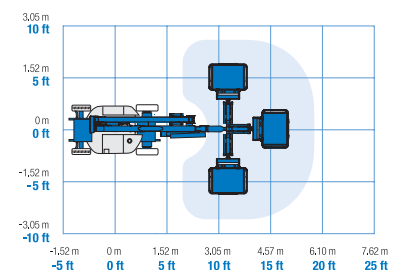
### Range Of Motion Z-40/23N



### Range Of Motion Z-40/23N RJ



### Jib Range Of Motion Z-40/23N RJ



\* The metric equivalent of working height adds 2 m to platform height. U.S. adds 6 ft to platform height.  
 \*\* In lift mode \*(platform raised), the machine is designed to operated on firm, level surfaces only.  
 \*\*\* Gradeability applies to driving on slopes. See operator's manual for details regarding slope ratings.  
 \*\*\*\* Weight will vary depending on options and/or country standards.

### Features

Standard Features	Easily Configured To Meet Your Needs	Options & Accessories
-------------------	--------------------------------------	-----------------------

#### Measurements

##### Z-40/23N & Z-40/23N RJ

- 14.32 m (46 ft 5 in) working height
- 6.91 m (22 ft 8 in) horizontal reach
- 6.48 m (21 ft 3 in) up and over clearance
- Up to 227 kg (500 lbs) lift capacity

#### Productivity

- 1.50 m (4 ft 11 in) width
- 0.87 m (2 ft 11 in) inside turning radius
- 1.22 m (4 ft) jib boom with 128° working range
- Self-leveling platform
- Hydraulic platform rotation
- Proportional joystick controls
- Telematics-Ready Connector
- Thumb rocker steer
- Drive enable
- Chassis tilt drive function cut-out
- AC power cord to platform
- Horn
- Hour meter
- Tilt alarm
- Descent & travel alarms
- Flashing beacon
- Hydraulic filter condition monitor
- 355° non-continuous turntable rotation
- Variable speed high efficiency hydraulic power unit
- AC electric drive system
- Traction control
- On board easy to understand diagnostics
- Zero tailswing
- Dual parallelogram for vertical wall tracking
- Lift Guard™ Contact Alarm

#### Power

- 48 V DC deep cycle battery pack
- 24 V DC auxiliary power
- Universal 30A battery smart charger
- Battery charge indicator
- Low battery voltage interrupt

#### Platform Options

- Steel 1.17 m (3 ft 10 in) (standard)
- Steel 1.42 m (4ft 8 in) (Optional, not available with rotating jib - RJ model)

#### Jib Options

- Articulating 1.22 m (4 ft) jib boom
- 1.22 m (4 ft) horizontal rotating jib boom

#### Power

- 48 V DC (eight 6 V 350 Ah batteries)

#### Drive

- 2 x 4 Electric AC

#### Tyres

- Solid rubber non-marking

#### Productivity

- Airline to platform
- Platform auxiliary top rail
- Power to platform: plug, socket, with optional Residual-current Circuit Breaker with Overcurrent protection
- Work lights package (2 on chassis, 2 on platform)
- Hostile environment kit <sup>(1)</sup>: cylinder bellow, boom wiper seals and platform control box cover
- Biodegradable hydraulic oil
- Track & Trace <sup>(2)</sup> (GPS unit providing machine location & operating information)
- Chassis tilt lift function cut-out (software setting)
- Lockable platform control box cover
- Tool tray <sup>(3)</sup>

#### Power

- AGM Maintenance-free batteries <sup>(1)</sup>



<sup>(1)</sup> Factory-fit option only  
<sup>(2)</sup> Includes a first 2 years subscription  
<sup>(3)</sup> Aftermarket only

#### United Kingdom and MESART

The Maltings, Wharf Road, Grantham NG31 6BH, T: +44 800 988 3739 (toll free), Fax +44 (0)1476 584334, Email AWP-InfoEurope@terex.com  
 Middle East, Southern Africa, Russia and Turkey, T: +971 4 399 0381, Email AWP-InfoME@terex.com  
 Visit [www.genielift.com/en-gb/about-genie/locations](http://www.genielift.com/en-gb/about-genie/locations) to view our global locations list.

#### Worldwide Manufacturing And Distribution

Australia · Brazil · Caribbean · Central America · China · France · Germany · Italy · Japan · Korea · Mexico · Russia · Southeast Asia · Spain · Sweden · United Arab Emirates · United Kingdom · United States

Product specifications and prices are subject to change without notice or obligation. The photographs and/or drawings in this document are for illustrative purposes only. Refer to the appropriate Operator's Manual for instructions on the proper use of this equipment. Failure to follow the appropriate Operator's Manual when using our equipment or to otherwise act irresponsibly may result in serious injury or death. The only warranty applicable to our equipment is the standard written warranty applicable to the particular product and sale and we make no other warranty, express or implied. Products and services listed may be trademarks, service marks or trade names of Terex Corporation and/or their subsidiaries in the USA and many other countries. Genie is a registered trademark of Terex South Dakota, Inc. © 2019 Terex Corporation.

